



PAROO SHIRE


DISASTER DASHBOARD

**“Opt In” to receive weather warnings and emergency news
BETTER INFORMED IS BETTER PREPARED**

OPT-IN NOTIFICATION STEP BY STEP INSTRUCTIONS

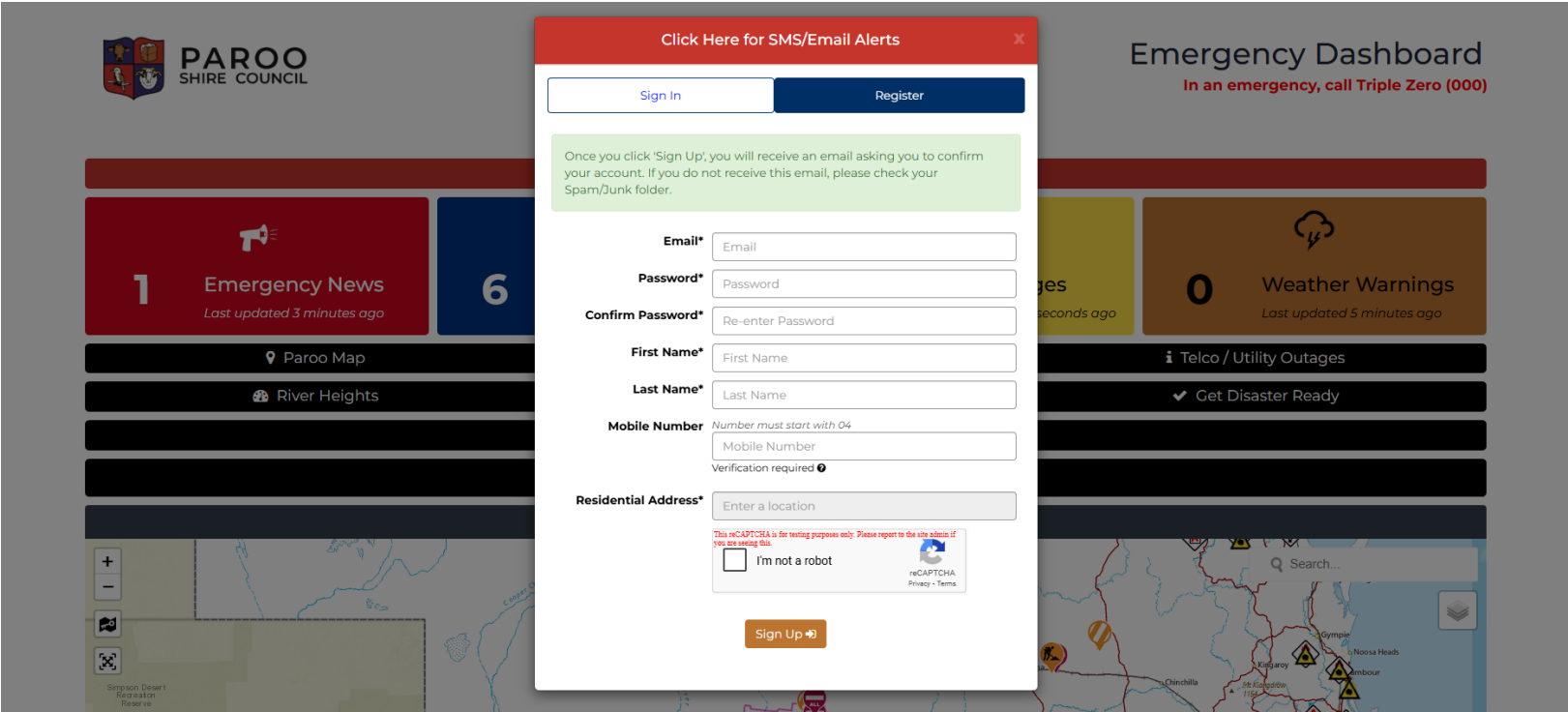
1

Step One: Agree to website disclaimer and accept the privacy policy. Go to Council’s Disaster Dashboard at <https://dashboard.paroo.qld.gov.au/> and select

 [Click Here for SMS/Email Alerts](#)

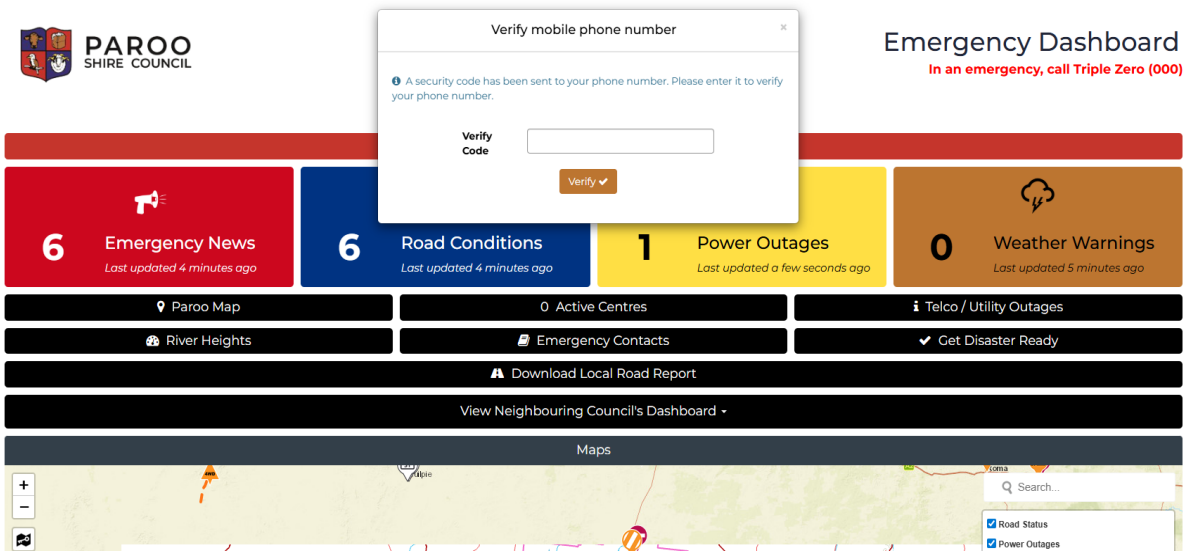
2

Step Two: Select “**Register**” and complete the required information, once completed select “**Sign up**”.



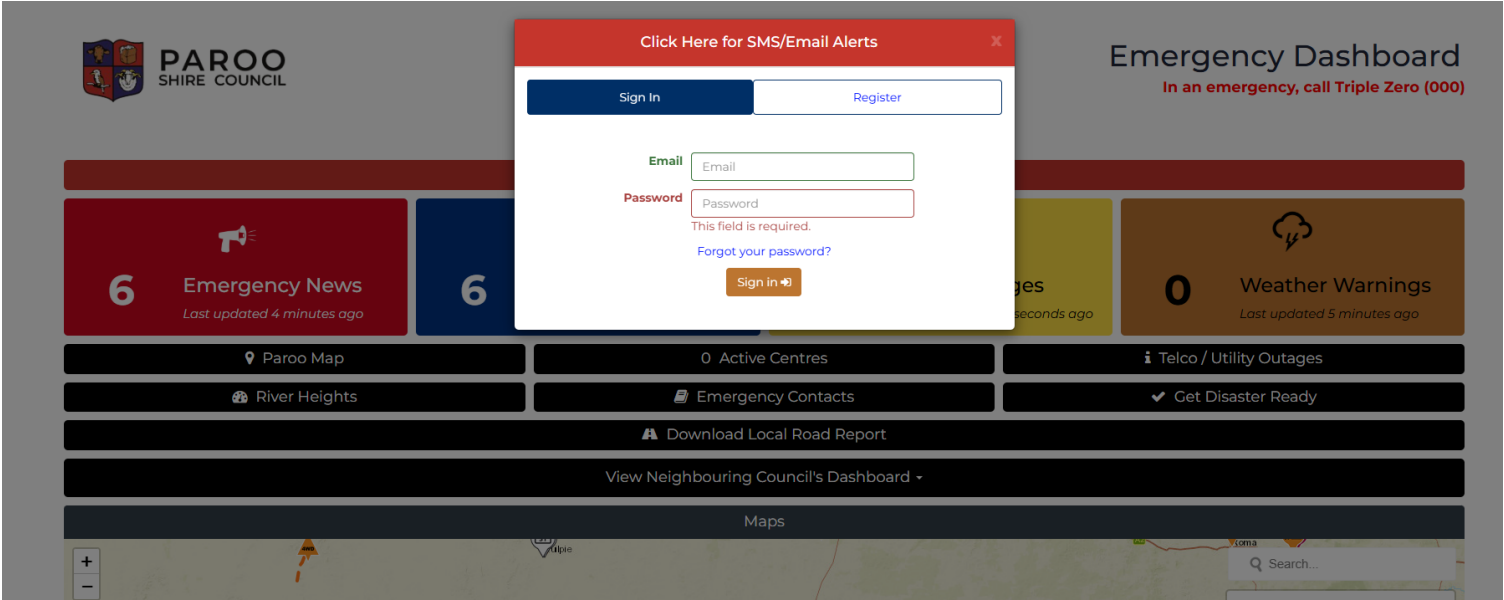
3

Step Three: Verify your phone number by entering the code that has been sent to your phone and select “**Verify**” An email will be sent to you, click the link in the email to verify your email address.



4

Step Four: Once you have verified your email and phone number, sign in to the Disaster Dashboard.



5

Step Five: Select your region and preferred notification method by either email or SMS and select “**Save Changes**”. You can update your preferences in the dashboard at any time.

SMS notifications will be from SBRC Alerts.

A location for the weather warnings service must be selected. This can be a specific suburb or 'Select All'.

Notes:

1. Weather warning subscription option - notification emails are sent only if the Bureau of Meteorology (BoM) issues a weather warning for the suburb or Council's area. Visit the BoM's website for further information regarding weather warnings.
2. The notification service does not replicate or replace the EA. The EA is a national telephone based emergency warning system used by emergency services that send messages (SMS and voice), irrespective if users have subscribed to this opt-in service.
3. SMS notifications, if enabled, rely on independent telecommunication networks, which require power to operate. Emergencies can cause power outages and system failures, and notifications may not send or be delayed to NBN services and telecommunication networks. Ensure you have a battery powered radio or a powerpack charger for your mobile phone (if you have one) for back-up to receive communications in emergency or disaster situations.
4. To change notification subscription details (name, mobile number or password), go to the your profile page.
5. The email address used to register the account cannot be changed - you will need to create a new account if you have changed your email address.
6. To unsubscribe to this service, at the bottom of this page, select 'Unsubscribe All' and confirm.

Thank you for choosing Council's opt-in service for the Disaster Dashboard website, dashboard.southburnett.qld.gov.au

Contact Council on email at info@sbrc.qld.gov.au or 07 4189 9100 for further information or assistance.

Subscription	Email	SMS
Weather Warning Select Locations <small>Please select a location to receive alerts. If no location is selected, you will receive all alerts for Queensland.</small> Selected Locations: South Burnett	<input type="checkbox"/>	<input checked="" type="checkbox"/>
Emergency News	<input type="checkbox"/>	<input checked="" type="checkbox"/>

Save Changes

Unsubscribe All



Visit the Disaster Dashboard at <https://dashboard.paroo.qld.gov.au/>